

















































Daily use

How can I create a Safety Information summary of an SDS?

SDS Manager can automatically create a Safety information Summary with information from the SDS that is most relevant for the users of the chemical.

The Safety Information summary is created as shown below.

The screenshot displays the SDS Manager interface with three main sections: 'Pictograms & Controls', 'Substance hazard', and 'Actions'. The 'Substance hazard' section is divided into 'H' (Hazard), 'S' (Safety), and 'E' (Environmental) categories. The 'Actions' section contains various icons for document management. A dropdown menu is open, showing several options, with 'Safety information summary' highlighted by a red box. The menu options are: Move SDS, Log presence of product, Create risk evaluation, Move to archive, Hide from Non-admin, Safety information summary, Replace with new SDS, Edit SDS information, Add EAN code, Add attachment, and Mark product as discontinued.

Pictograms & Controls	Substance hazard	Actions		
	H	S	E	
   				     
         				<ul style="list-style-type: none"> Move SDS Log presence of product Create risk evaluation Move to archive Hide from Non-admin Safety information summary Replace with new SDS Edit SDS information Add EAN code Add attachment Mark product as discontinued
  				
    				

We also allow customization of which sections should be shown for printing. You can select them via the dropdown list:

Daily use

Safety information summary

Select to print

General Information, GHS Infor... ▲

- ☒ General Information
- ☒ GHS Information
- ☒ Hazard statements
- ☒ Precautionary statements
- ☒ EUH-statements
- ☒ Section 2
- ☒ Section 4
- ☒ Section 8
- ☒ Section 7
- ☒ Section 5
- ☒ Section 6
- ☒ Company Information

1 / 4 | - 100% + | [Icons]

SAFETY DATA SHEET SUMMARY INFORMATION
further information: Please refer to the [Safety Data Sheet](#)

Acetone GPR RECTAPUR
VWR International Ltd

Safety Data Sheet

Health risk rating: 2
Safety risk rating: 3
Environmental risk rating: 1

Acetone GPR RECTAPUR
Acetone GPR RECTAPUR
20065
2022-08-12
2022-08-12
1.2
Acetone GPR RECTAPUR
CH3COCH3
67-64-1

The information in the summary does not have the same order as the SDS. That is intentional. The information most likely to be needed by a user of the chemical is presented first.

See below example of a Safety Information summary generated from SDS Manager

Unique solution ID: #1146

Author: n/a

Last update: 2025-06-25 08:45