

# Daily use

## How to create an SDS-Binder file?

An SDS-Binder is a printout of all safety data sheets for a location in your company. Before SDSs went online, an SDS Binder was the way to organize SDS.

Before 2019 it was a requirement that Safety Data Sheets were printed on hard copy. Now online access to Safety Data Sheets is allowed.

With SDS Manager, you can create an SDS-Binder file that contains all Safety Data Sheets for a location by selecting "Generate SDS Binder" as shown on below image. If a location has sub-locations, you can create an SDS Binder file that contains all SDSs on a location including its sub-locations. Such a file is a convenient way to store a copy of your Safety Data Sheets to comply with the 10-year archive requirements.

The index of the SDS Binder file has page numbers that are linked to the page the corresponding Safety Data Sheet. Making the SDS Binder file available to your employees will help you comply with EHS regulations that require that employees that handle chemicals must have access to Safety Data Sheets.

Click here to [open SDS Manager to generate SDS binders \(require login\)](#)





















The screenshot displays the SDS Manager web application. On the left, a sidebar contains navigation links: Dashboard, All my SDSs, My locations, and Manage SDS Library (highlighted with a red box). Below 'Manage SDS Library' is a list of locations: Test 12 (8), Factory Equator (94), Factory Himalaya (24), Factory Miami (28), Factory Paris (54) (highlighted with a blue bar), and Factory Tokyo (79). The main content area shows the 'SDS Library for Test Corporation Inc.' for 'Factory Paris'. It includes a search bar, a toggle for 'Include sub-locations', and buttons for '+ Add', 'General', and 'Hazard'. A table lists SDS entries with columns for Product Name, Signal word, Amount, Pictograms & Controls, and Substances. Two entries are visible: '3-In-One All Purpose' and '3M Filtek Z500 Universal Restorative'. A context menu is open over the table, with a red arrow pointing to the 'Generate SDS Binder' option. Other menu items include 'Edit location settings', 'Manage QR code access', 'Export SDS information to Excel file', 'Import SDS files', and 'Move location to Archive'.

Below is an example of the index page of a MSDS-Binder created using SDS Manager.

The index of the SDS-Binder file lists all Safety Data Sheets in the binder file, including Signal Word and pictogram and PPE icons found in the SDS. To access a Safety Data Sheet, the user simply opens the SDS Binder PDF file in a PDF reader and clicks on the page number as shown on the below picture.

# Daily use

Binder: Test Corporation Inc.

#	Product Name	Signal Word	Pictograms & Controls	Page
1	Clorox Cream Cleaner	Warning		3
2	Clorox Disinfecting Bleach	Danger	 	18
3	IPA	Fare	       	25
4	Isopropanol	Fare	 	31
5	KOLORSAFE DRY BASE NEUTRALIZER	Warning		44
6	Oxygen (0.0015-19.49%), Methane (0.0005-2.5%), Carbon Monoxide (0.001-0.09%), Hydrogen	Warning	 	63
7	Piccolo Reagent D			75
8	UNISSET 621-PART 2	Danger	  	82

A click on the page number will move binder to the Safety Data Sheet

The PDF reader will move to the page you clicked (82 in this example) where the Safety Data Sheet is found in the SDS-Binder file.

# Daily use



## UNISET 621-PART 2

### Safety Data Sheet

according to Federal Register / Vol. 77, No. 58 / Monday, March 26, 2012 / Rules and Regulations  
Date of Issue: 5/14/2015 Revision date: 4/22/2022 Version: 1.4

#### SECTION 1: Identification

##### 1.1. Identification

Product form : Mixture  
Product name : UNISET 621-PART 2  
Product code : 94080  
Other means of identification : Polymeric MDI In Aromatic Solvent

##### 1.2. Recommended use and restrictions on use

Use of the substance/mixture : Urethane No-Bake Binder, Part 2

##### 1.3. Supplier

United Erie - Division of Alpent II, Inc.  
1432 Chestnut Street  
Erie, PA, United States, 16502  
United States  
T 1-800-377-7561 - F 1-814-454-8996  
[herm-eh&s@interstatechemical.com](mailto:herm-eh&s@interstatechemical.com) - [www.unitederie.com](http://www.unitederie.com)

##### 1.4. Emergency telephone number

Emergency number : For 24-Hour Emergency Information Call Chemtrec: +1 (800) 424-9300

#### SECTION 2: Hazard(s) identification

##### 2.1. Classification of the substance or mixture

###### GHS US classification

Flammable liquids Category 4	H227	Combustible liquid
Skin corrosion/irritation Category 2	H315	Causes skin irritation
Serious eye damage/eye irritation Category 2A	H319	Causes serious eye irritation
Respiratory sensitization, Category 1	H334	May cause allergy or asthma symptoms or breathing difficulties if inhaled
Skin sensitization, Category 1	H317	May cause an allergic skin reaction
Cardiogenicity Category 2	H351	Suspected of causing cancer
Specific target organ toxicity (single exposure) Category 3	H335	May cause respiratory irritation
Specific target organ toxicity (repeated exposure) Category 2	H373	May cause damage to organs through prolonged or repeated exposure

Full text of H statements : see section 16

##### 2.2. GHS Label elements, including precautionary statements

###### GHS US labelling

Hazard pictograms (GHS-US) :



Signal word (GHS-US) :

Danger

Hazard statements (GHS-US) :

H227 - Combustible liquid  
H315 - Causes skin irritation  
H317 - May cause an allergic skin reaction  
H319 - Causes serious eye irritation  
H334 - May cause allergy or asthma symptoms or breathing difficulties if inhaled

4/22/2022 (Revision date)

EN (English US)

1/12

Click the below link and test it yourself.

# Daily use

Unique solution ID: #1065

Author: n/a

Last update: 2024-10-03 09:10