

User management and access control

How can our employees access our SDS library By scanning QR Code poster?

A common user for all employees can be created and logged in by a QR code generated by SDS Manager. This user will have 'read-only' access and cannot make any changes to SDS.

To create a QR code user, open [Manage QR codes page \(require login\)](#) and click Add QR login user

If you want the QR code to give access to all SDSs in your organization, you select "Access to all SDSs"

If the QR code should only have access to SDS on some of the SDSs in your company, select

User management and access controll

"Customize access".

When choosing "Customize access" you will be directed to a page where you can set what locations the QR code should give access to.

Click the QR icon to print the QR code poster or get access to the link you can post on your intranet.

User management and access control

Login QR Code
Please choose a print layout



Scan QR code to access SDS Library

All Our SDS -



SCAN TO ACCESS
SAFETY DATA SHEETS

All Our SDS -

SAFETY INFO

[Preview SDS library for this code](#)

[Print QR code for login](#)

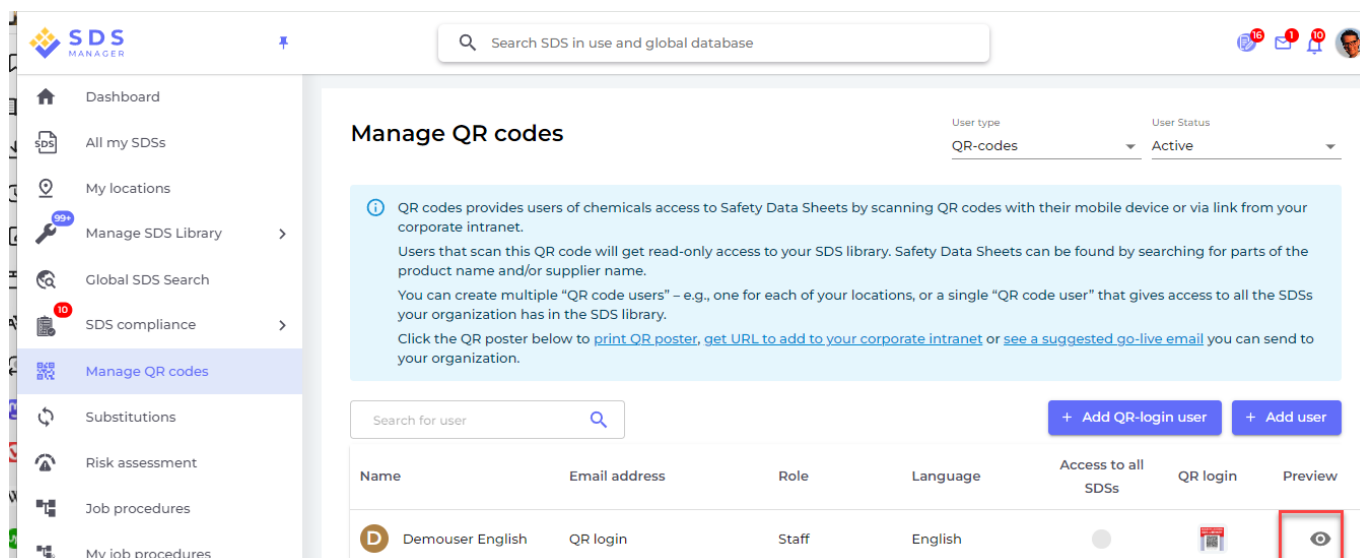
[Copy URL to clipboard](#)

*You can use the URL of the QR code to add a link to the SDS library on your Intranet.


[Email access link to your team](#)

[Disable QR code login](#)

By clicking the preview icon shown below, a new browser window will open that preview what the users that scan the QR poster will see on their device.



The screenshot shows the 'Manage QR codes' page in the SDS Manager application. It includes a search bar, a sidebar with navigation options, and a table of QR code users. A red box highlights the 'Preview' icon in the table.

Name	Email address	Role	Language	Access to all SDSs	QR login	Preview
D Demouser	English	QR login	Staff	English	<input type="checkbox"/>	

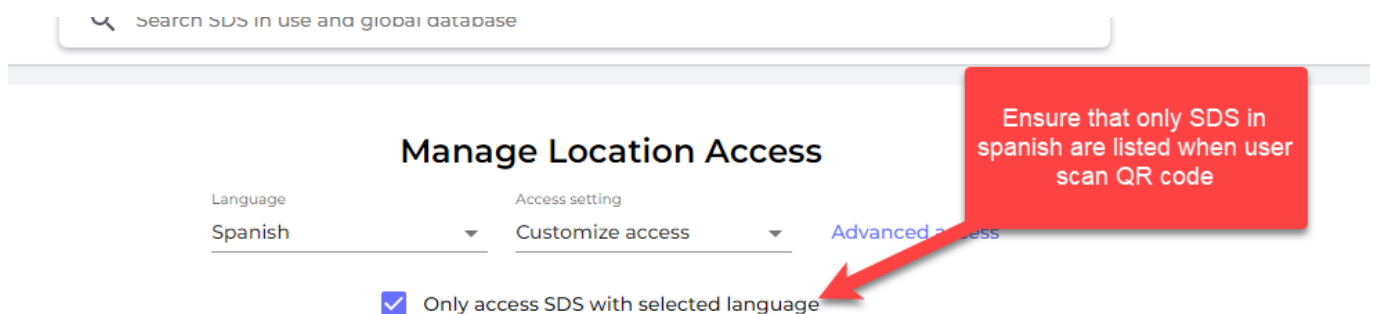
User management and access control

Multilingual support

You can create QR posters in multiple languages. This way employees speaking e.g. Spanish will access your SDS library with a Spanish GUI



If you add SDS for multiple languages, you can set option on the QR code user that only SDS with same language as set on the QR code user will be shown to users that scan the QR code



User management and access controll

Author: n/a

Last update: 2024-09-27 18:04