

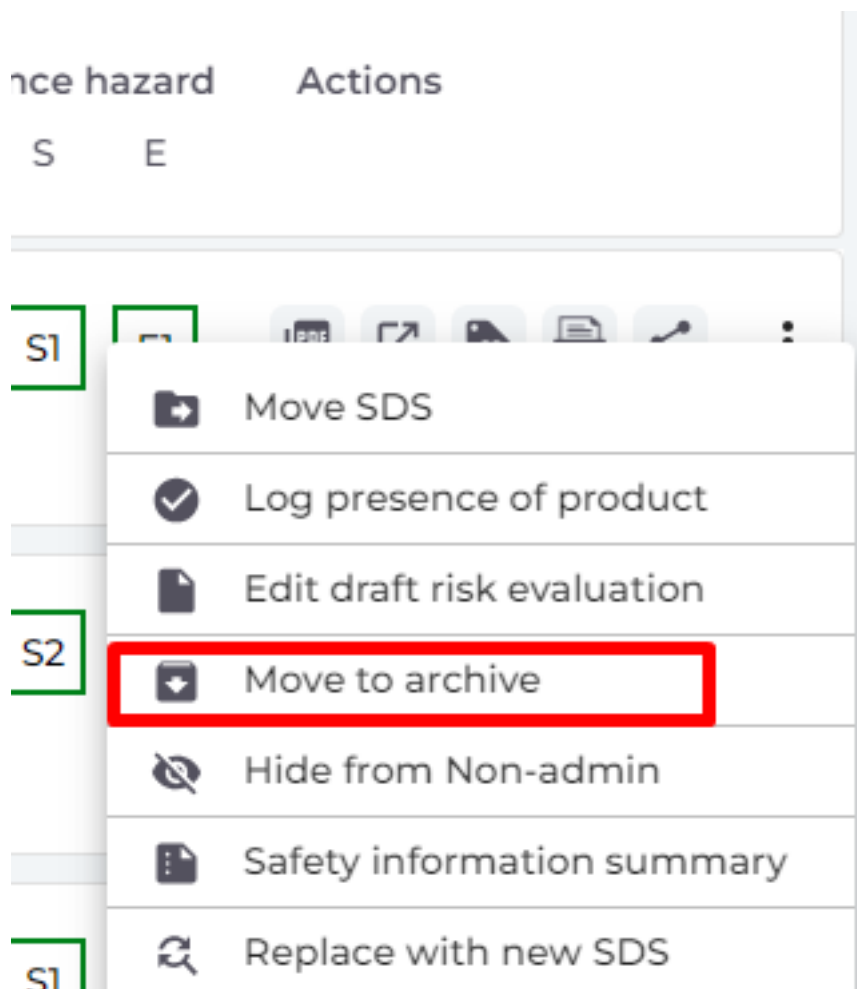
SDS Inventory Manager in use

What do I do with SDS for chemicals that we no longer use (Archive SDS)?

Chemicals that you no longer use can be archived from a location. Here is how to do that:

Open 'All my SDSs' or 'Manage SDS Library' page and find the SDS.

Click on 'More actions' icon in the Actions column, select 'Move to archive' and confirm.



The archived substances will be seen in the 'Archive' page.

Click here to [open SDS Manager and access your archived SDSs \(require login\)](#).

On the archive page, you can permanently remove a Safety Data Sheet (SDS) from your library. Simply click "Delete Permanently" next to the SDS you wish to eliminate.

SDS Inventory Manager in use

Dashboard

All my SDSs

My locations

Manage SDS Library

Test Nam Dau (6)

Add location

Import status

Archive

Global SDS Search

SDS compliance

Archived locations

Archived SDSs

Replaced by newer version

Archived SDS Requests

Product, supplier







Locations status

Active locations

Location Filter

Bulk Action

Delete permanently

	Product Name	Supplier Name	Product Code	Revision date	GHS	Locations	Replaced by SDS	Replaced by	Replaced date	
<input type="checkbox"/>	Kroon-Oil Oil Flush	Kroon Oil BV	98.70.09	2018-12-27	  	Test 31				<div>Undo Archive</div> <div>Delete permanently</div>
<input type="checkbox"/>	Kroon-Oil Oil Leak Stop	Kroon Oil BV	98.70.07	2018-12-27	 	Test 31				<div>Undo Archive</div> <div>Delete permanently</div>
<input type="checkbox"/>	Kroon-Oil Oil Stabilizer	Kroon Oil BV	98.70.08	2020-07-27		Test 31				<div>Undo Archive</div> <div>Delete permanently</div>

Unique solution ID: #1063
Author: n/a
Last update: 2024-09-24 12:47