


SDS Inventory Manager in use

How can I add an SDS to multiple locations in one operation?




From our [Global search page \(require login\)](#) and [All Our SDS \(require login\)](#) you can add an SDS to multiple locations in one operation as shown in the below image by multi selecting locations.

Add substance to Test 24

Search for Safety Data Sheet in our database of 11Million+ Safety Data Sheets.



Advanced search ▾


Name	Supplier	Revision date	Regulation area	Language	
 Handi Jig	PowerWeld Inc	2016-06-14	US	English	
	SAB AB	2021-10-18	EU, US	English	



Add Safety Data Sheet to "Test 24"

Add Safety Data Sheet to other locations

Rows per page 10 ▾ 1-10 of 18 < >

Not finding what you are looking for?

Add substance to locations 

 Search Location 

> ☐ Factory Tokyo

☒ Test 12


☒ Test 21

☒ Test 24

☐ Test location 03

☐ Test23

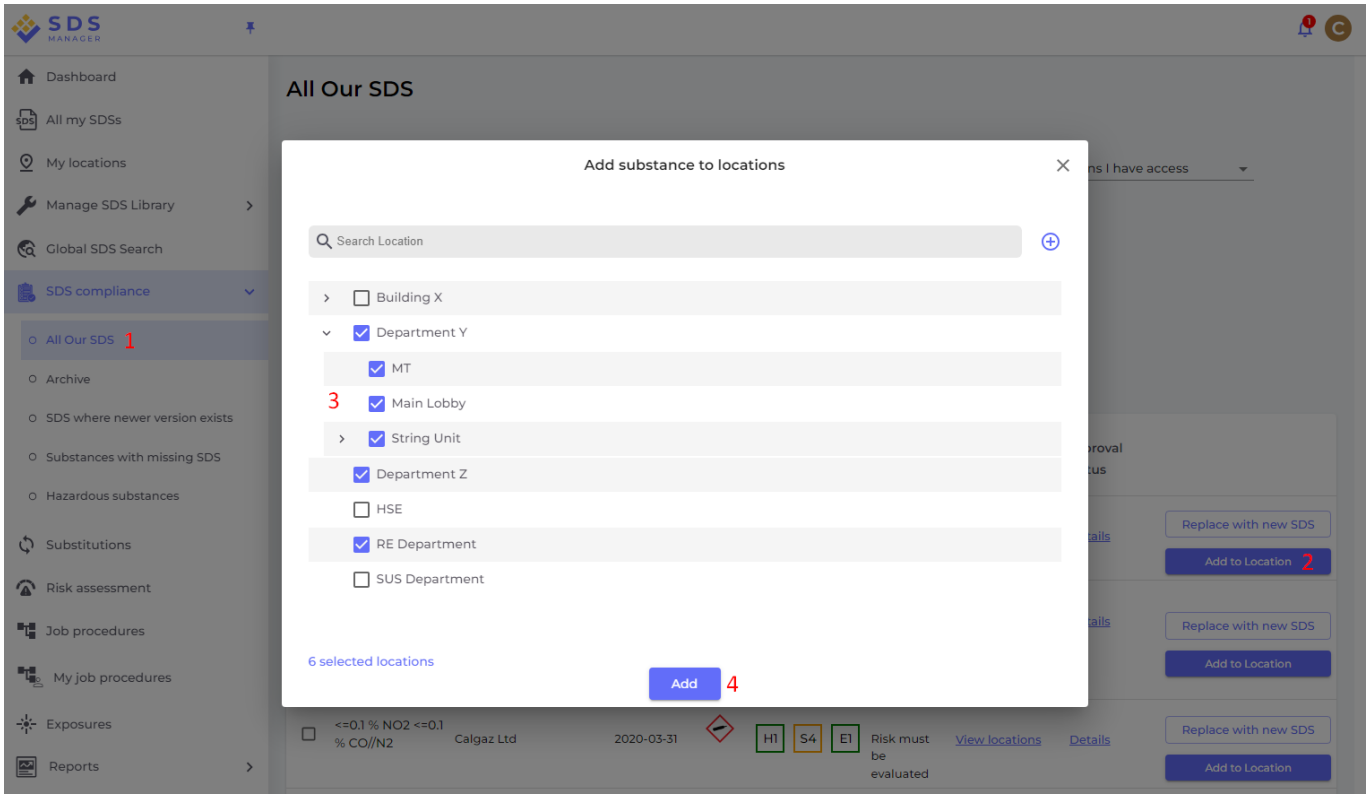
☐ Apply to all sub-locations

3 selected locations 

Add

On [All our SDS](#) (require login) you can add an SDS already in your library to multiple locations at the same time. See the steps in the image below:

SDS Inventory Manager in use



Unique solution ID: #1036
Author: n/a
Last update: 2024-11-18 08:35