

Why choose SDS Manager

Getting Started with SDS Manager AI Agent Chat

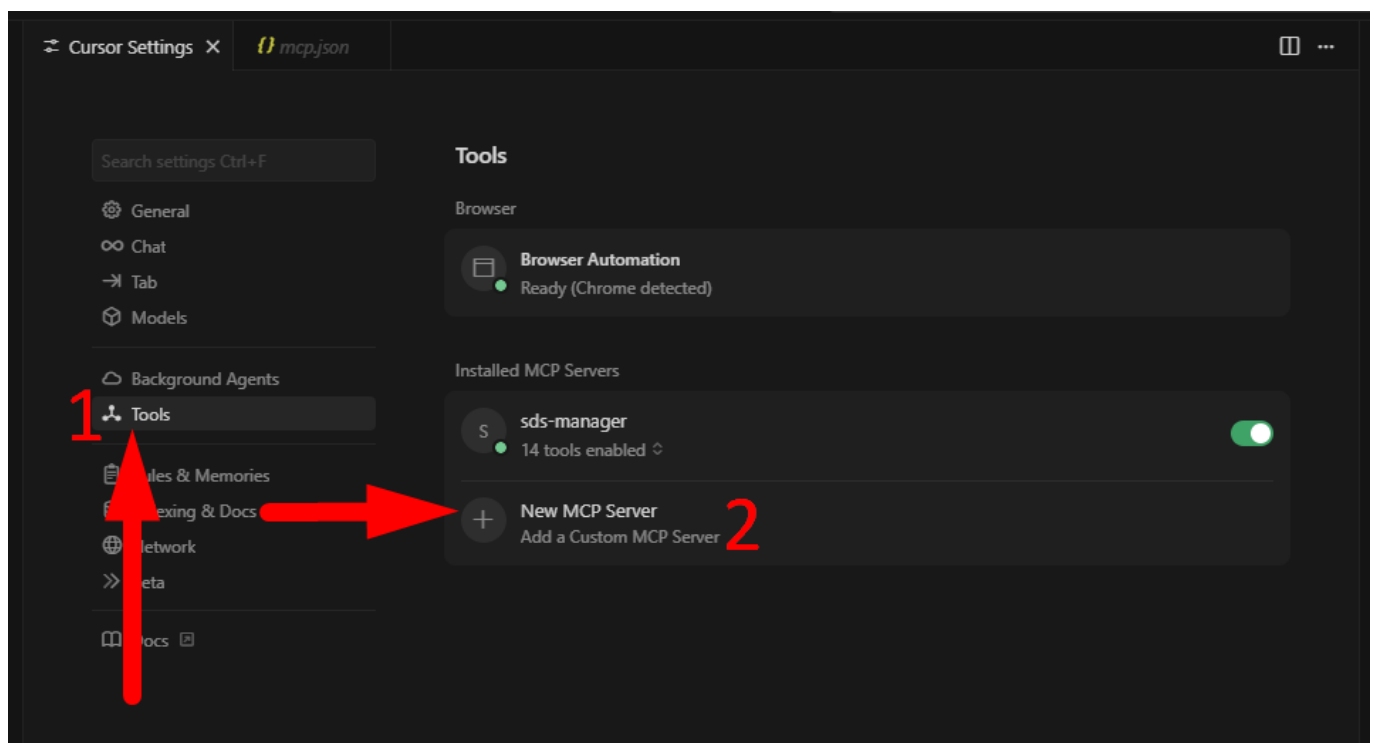
In this topic, SDS Manager only mentions CURSOR AI Model as an example.

A. How to set up via CURSOR (Windows version recommended)

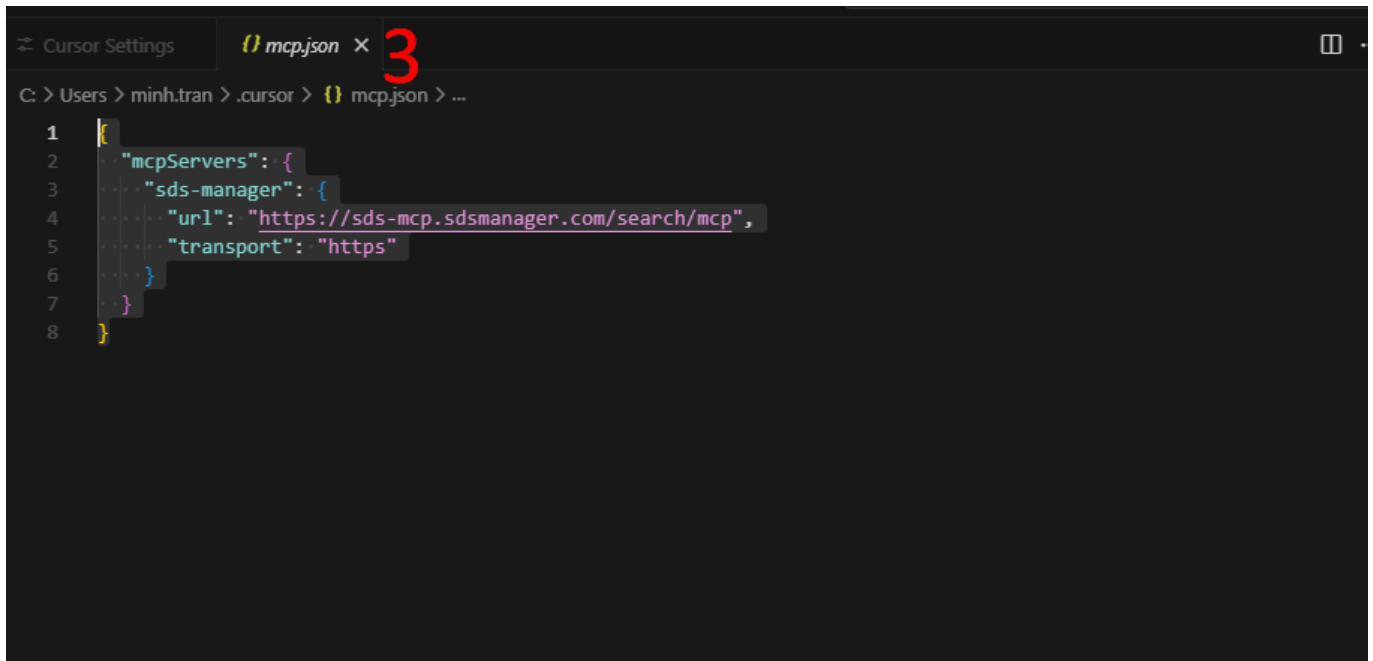
1. Log in to the CURSOR app on Windows.
2. Go to **Settings > Tools > Add new MCP Server**.
3. Add the following text as a new MCP Server:

```
{
  "mcpServers": {
    "sds-manager": {
      "url": "https://sds-mcp.sdsmanager.com/search/mcp",
      "transport": "https"
    }
  }
}
```

4. Go back to **Settings > Tools** and activate the **SDS Manager MCP tool**.
5. Open any AI chat model and try to use it with the token you receive from Step B below.



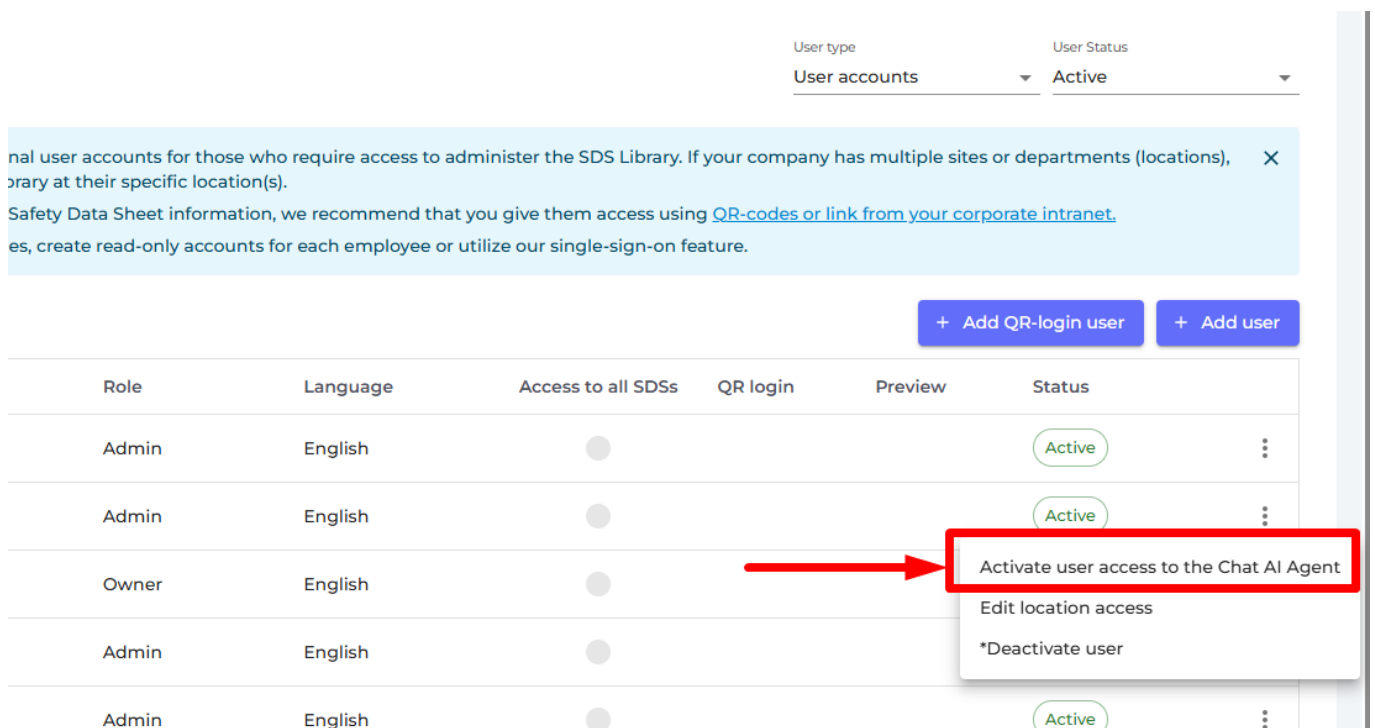
Why choose SDS Manager



```
1 {
2   "mcpServers": {
3     "sds-manager": {
4       "url": "https://sds-mcp.sdsmanager.com/search/mcp",
5       "transport": "https"
6     }
7   }
8 }
```

B. How to set up from the SDS Manager application

1. Log in to the SDS Manager page: <https://inventory.sdsmanager.com/>
2. Go to **User Management**:: <https://inventory.sdsmanager.com/administration/user-management/>
3. Open the 3-dots menu for any user you want to activate this feature for.
4. After activation, go to **Manage Account > Chat AI Agent**: <https://inventory.sdsmanager.com/account/> and copy the token
5. Use this token in the AI chat model from Step A above.



User type: User accounts | User Status: Active

nal user accounts for those who require access to administer the SDS Library. If your company has multiple sites or departments (locations),
rary at their specific location(s).

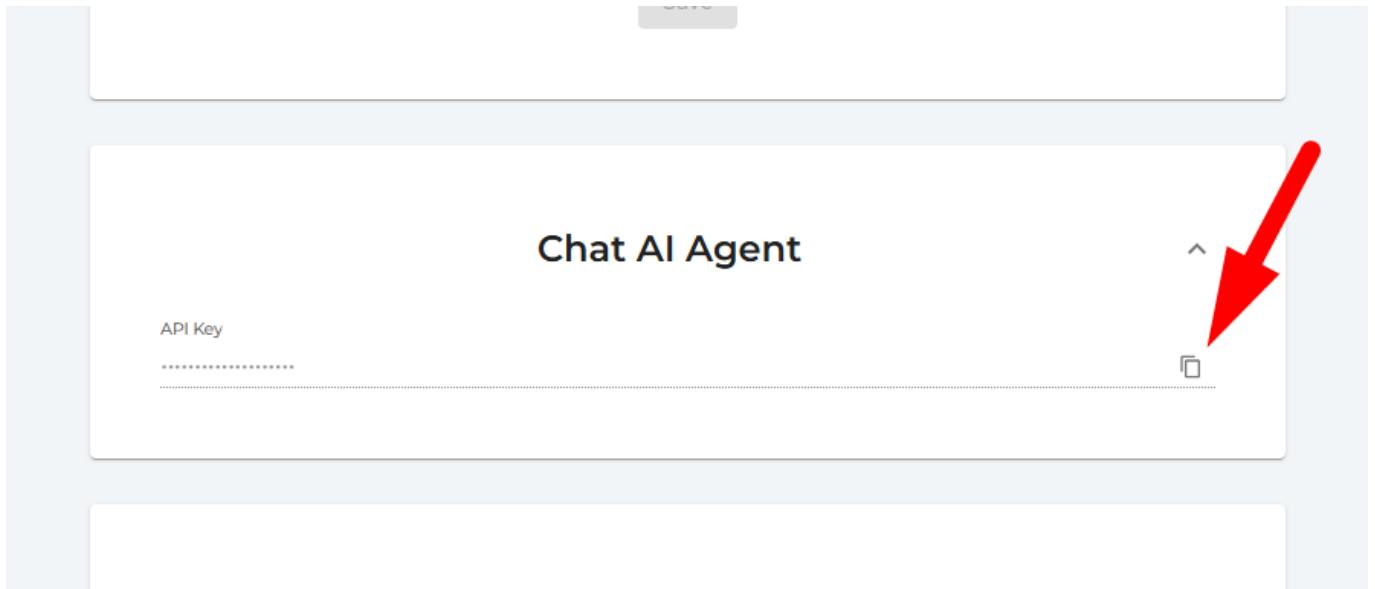
Safety Data Sheet information, we recommend that you give them access using [QR-codes](#) or [link from your corporate intranet](#).
es, create read-only accounts for each employee or utilize our single-sign-on feature.

+ Add QR-login user | + Add user

Role	Language	Access to all SDSs	QR login	Preview	Status
Admin	English	<input type="radio"/>			Active
Admin	English	<input type="radio"/>			Active
Owner	English	<input type="radio"/>			⋮
Admin	English	<input type="radio"/>			⋮
Admin	English	<input type="radio"/>			Active

Activate user access to the Chat AI Agent
Edit location access
*Deactivate user

Why choose SDS Manager



NOTE: This feature is currently only available to paid customers on the Pro plan or higher.

Unique solution ID: #5104

Last update: 2025-10-02 05:06